

TEENS CLASS

13-18 Years Old

Our Team



Patricia Williams
Houston, TX



Vitor Eugenio Jr.
Tampa, FL



Fernanda Trein
Orlando, FL



Beth Salati Madden
Austin, TX



Victoria Dutra
Boston, MA

MENTI.com

Characteristics

- More Accepting of Diversity
(race, gender, sexual orientation)
- Digital Natives
- Real World Applications
- Generation with great deal of Stress
- Protective of Self
- Creative outlets
- Interested in the Science pillar of Spiritism
- Need to belong/ fit in
- Environmentally Conscious
- Most come from Brazilian Families

Challenges

- How do we see and treat them?
- How do we keep them engaged/interested?
- Different daily schedules
- How do we get parents to really show the importance of spiritism education?
- Lack of support from center for outside activities
- How do we get teens engaged in outside activities?
- Disassociate Spiritism from Portuguese/Brazilian culture only

IDEAS

&

RESOURCE


GUIDE

RESOURCES AND IDEAS



BEFORE WE START ...

- Get to **know** your group
- Get your group to **know** you
- **Listen** to your teens
- Involve teens in the curriculum **planning**
- **Engage** teens in the activities
- Our primary goal is to learn the **Spiritist Doctrine**
- Ask for **feedback** and adjust accordingly



**LET'S TALK
ABOUT A FEW
TOOLS TO HELP
US KEEP OUR
STUDIES
ENGAGING AND
INTERACTIVE!**



KAHOOT

HOW TO (STEP BY STEP):

1. Create a login at www.kahoot.com
2. Once you login, click on "CREATE"
3. It will take you to the questions screen (the free version allows you to set multiple choices or True/False Questions)
4. You will then start typing your questions and answers
5. The system will ask you to select the correct answer(s)
6. You may add a picture to each question
7. When you are finished, you can name your quiz/game and save it

HINT:

You may find existing Kahoot games in their website (for example: Christmas related) - Always check/review the questions before playing it with your team





PROJECTS

Plan Summer and/or Quarter projects based on movies or books (can be worked on during several weeks)

- Arts & Crafts
- Theater Presentations
- Newsletter
- Interviews
- Promote activities outside of the center
- Promote group volunteering

USING TRADITIONAL GAMES ...

THE DINOSAURS	NOTABLE WOMEN	OXFORD ENGLISH DICTIONARY	NAME THAT INSTRUMENT	BELGIUM	COMPOSERS BY COUNTRY
\$200	\$200	\$200	\$200	\$200	\$200
\$400	\$400	\$400	\$400	\$400	\$400
\$600	\$600	\$600	\$600	\$600	\$600
\$800	\$800	\$800	\$800	\$800	\$800
		\$1000	\$1000	\$1000	\$1000


B I N G O				
1	16	40	47	72
12	18	●	50	74
●	22	●	46	64
8	17	32	●	68
6	28	37	54	61

● ● ● ●

B I N G O				
5	29	42	52	68
14	17	38	60	75
7	22	FREE SPACE	49	62
13	28	33	46	63
3	27	32	●	73



DEBATE



QUICK TIP

- Choose a topic that is rich in affirmative and negative arguments to make the debate lively and challenging
- Example: Law of Progress Moral vs. Intellectual
- Create teams (affirmative, negative, judges)



DEBATE FORMAT

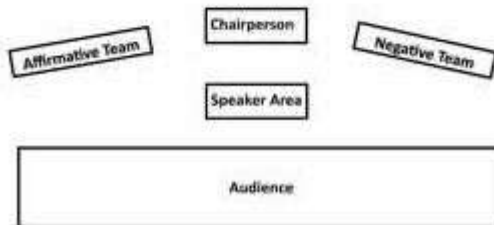


The chairperson will welcome the audience and introduce what the debate topic is. The chairperson will then introduce each member on each team. The chairperson will introduce each speaker as they take the stand. ("I now call upon the first speaker of the affirmative team." "I now call upon the first speaker of the negative..." etc.) When complete, the chairperson will call upon the judge/judges for feedback. The chairperson then lets everyone know when the debate has concluded and thanks everyone for attending.

Teams/Speakers

Time

First Affirmative	3 minutes
First Negative	3 minutes
Second Affirmative	3 minutes
Second Negative	3 minutes
Break to prepare for rebuttals and summaries	10 minutes
Negative Summary/Rebuttal	3 minutes



SCAVENGER HUNT

Different Types of Scavenger Hunt:

- Theme (Summer, Friendship, etc)
- Specific List
- Outdoors/Nature
- Online (Finding items at Home)

**PRIZES (CANDIES/CHOCOLATE)
FOR WINNERS ARE ALWAYS A
GREAT INCENTIVE!**



OTHER IDEAS FOR VIRTUAL MEETINGS

Virtual Group Meetings

Tools:

- ❑ ZOOM
- ❑ Google Hangouts
- ❑ Webex
- ❑ GotoMeeting

Online Presentation Tools:

- ❑ Google Slides
- ❑ Google Docs
- ❑ Powerpoint
- ❑ Prezi
- ❑ Menti.com

Group Texting Tools:

- ❑ Groupme
 - ❑ WhatsApp
 - ❑ Instagram
- finding ways to communicate with **YOUR** teens)

- Plan teen's participation in the class planning and facilitation AND/OR have teens participate in studies (in English) as opportunities for integration (teens/adults)
- Invite speakers that can provide a study on relevant topics of interest for the teens (i.e: food/nutrition, puberty: what changes in our brains?, police officer on social media safety)
- Find ways to integrate teens from different groups/states
 - ❑ Florida Youth Spiritist Bi-weekly Online Studies